
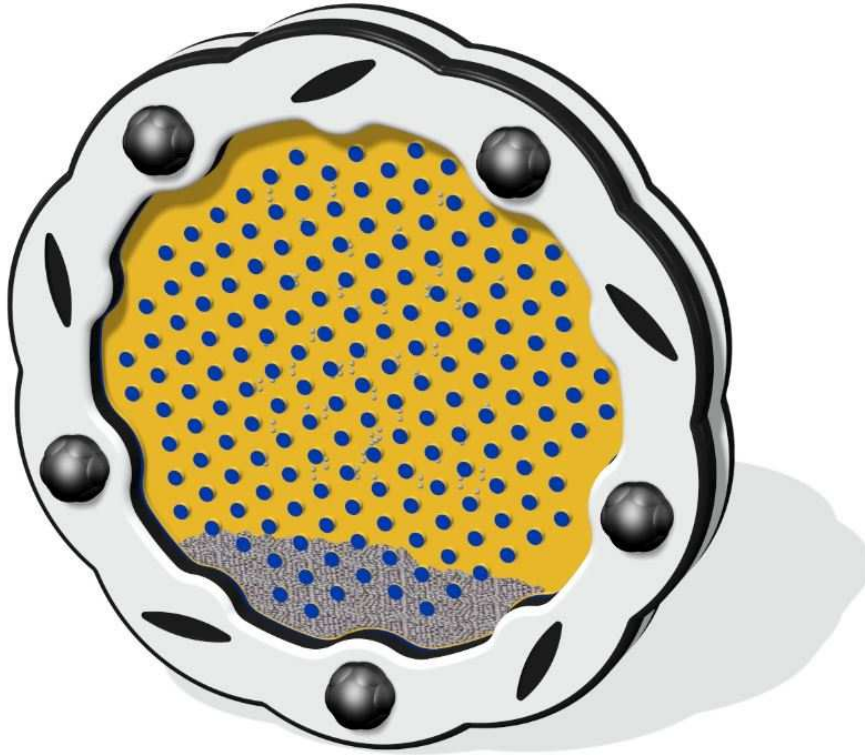


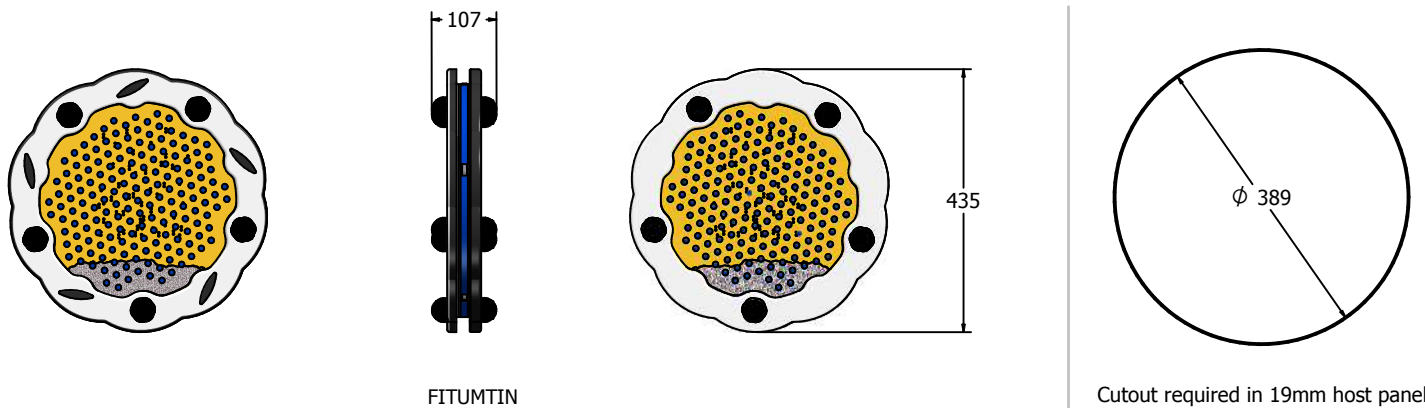
# Product Information

## FITUMTIN - Tumble Turn Insert



- Supplied as insert only
- Easy assembly to your own panel (maximum thickness of 19mm)
- Designed to British & European Standard BS EN 1176

Insert can be easily attached to your own panel



FITUMTIN

Cutout required in 19mm host panel.

Age Range: 2+ Years  
Largest Part:  $\phi 435 \times 107\text{mm}$   
Heaviest Part: Approx. 4.6Kg  
Total Weight: Approx. 4.6Kg  
Surfacing : N/A

| Inspection Scheduling | Inspection Frequency |
|-----------------------|----------------------|
| Visual                | Every Month          |
| Functionality         | Every Month          |
| Comprehensive         | Every 6 Months       |

Material: **Design Panel** - High Density Polyethylene (HDPE) with orange peel texture finish

Colour Choices: **Design Panel** - Broad selection available, visit the website below for further details